

# eLink Daily Energy Report

01/12/2014



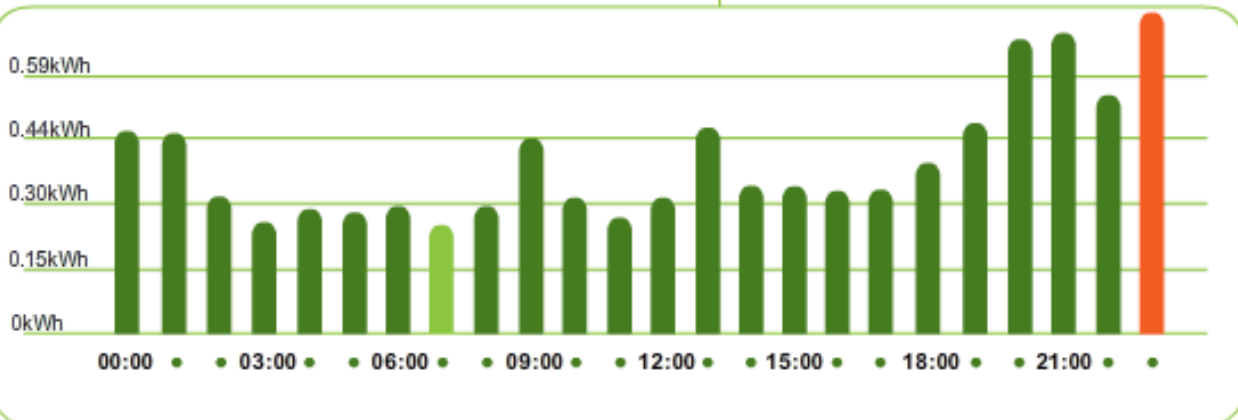
## Your name

Elink User Since	01/12/2014		
Period	16/11/2014 ~ 22/11/2014		
Average daily			
kWh	7.46		
Cost	3.30	Estimated Cost of the Year:	1204.50
CO <sub>2</sub> (kg)	7.46	Max power:	3.16kW at 14:15

## Consumption on 16/11/2014

kWh	8.99
Cost	2.93
CO <sub>2</sub> (kg)	8.99

## Electricity(kWh):



## Stickies

# eLink Daily Energy Report

01/12/2014



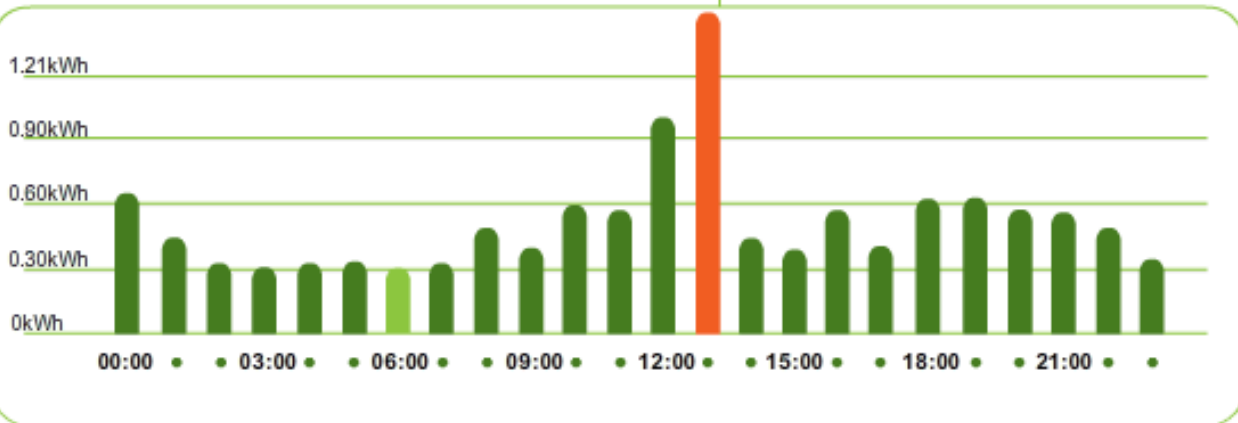
## Your name

Elink User Since	01/12/2014		
Period	16/11/2014 ~ 22/11/2014		
Average daily			
kWh	7.46		
Cost	3.30	Estimated Cost of the Year:	1204.50
CO <sub>2</sub> (kg)	7.46	Max power:	4.51kW at 18:20

## Consumption on 17/11/2014

kWh	11.07
Cost	4.79
CO <sub>2</sub> (kg)	11.07

## Electricity(kWh):



## Stickies

# eLink Daily Energy Report

01/12/2014



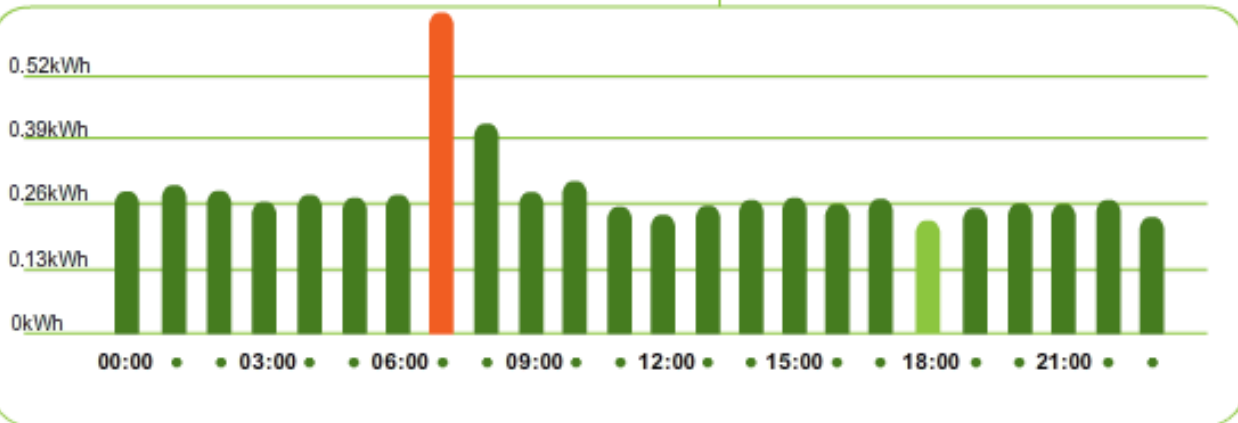
## Your name

Elink User Since	01/12/2014		
Period	16/11/2014 ~ 22/11/2014		
Average daily			
kWh	7.46		
Cost	3.30	Estimated Cost of the Year:	1204.50
CO <sub>2</sub> (kg)	7.46	Max power:	3.56kW at 00:46

## Consumption on 18/11/2014

kWh	6.38
Cost	3.26
CO <sub>2</sub> (kg)	6.38

## Electricity(kWh):



## Stickies

# eLink Daily Energy Report

01/12/2014



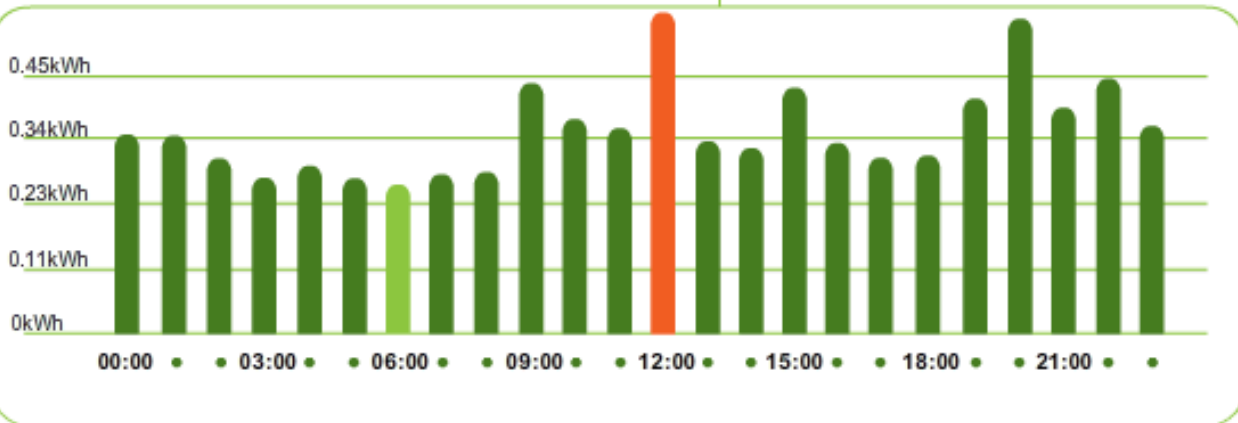
## Your name

Elink User Since	01/12/2014		
Period	16/11/2014 ~ 22/11/2014		
Average daily			
kWh	7.46		
Cost	3.30	Estimated Cost of the Year:	1204.50
CO <sub>2</sub> (kg)	7.46	Max power:	3.82kW at 15:33

## Consumption on 19/11/2014

kWh	8.32
Cost	3.84
CO <sub>2</sub> (kg)	8.32

## Electricity(kWh):



## Stickies

# eLink Daily Energy Report

01/12/2014



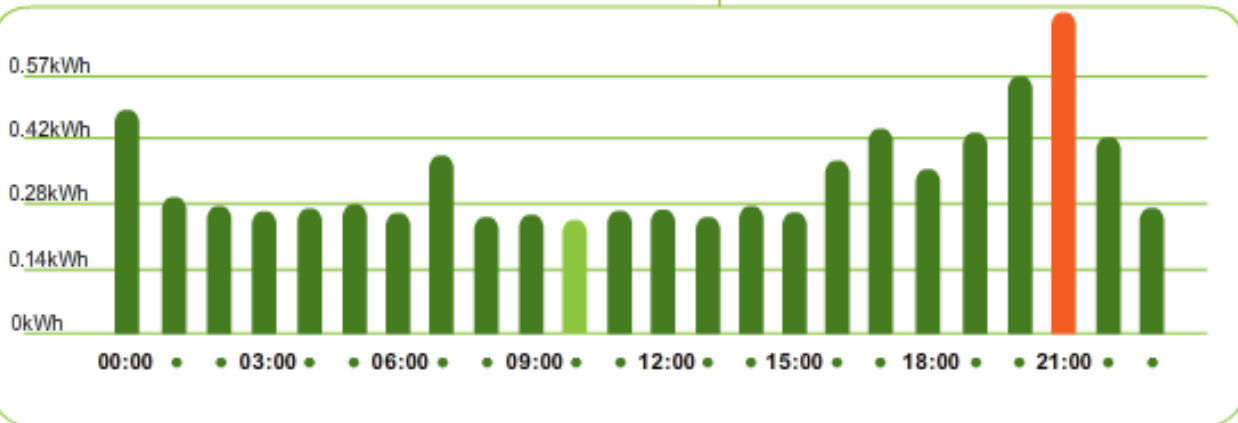
## Your name

Elink User Since	01/12/2014		
Period	16/11/2014 ~ 22/11/2014		
Average daily			
kWh	7.46		
Cost	3.30	Estimated Cost of the Year:	1204.50
CO <sub>2</sub> (kg)	7.46	Max power:	3.81kW at 00:42

## Consumption on 20/11/2014

kWh	7.68
Cost	3.64
CO <sub>2</sub> (kg)	7.68

## Electricity(kWh):



## Stickies

# eLink Daily Energy Report

01/12/2014



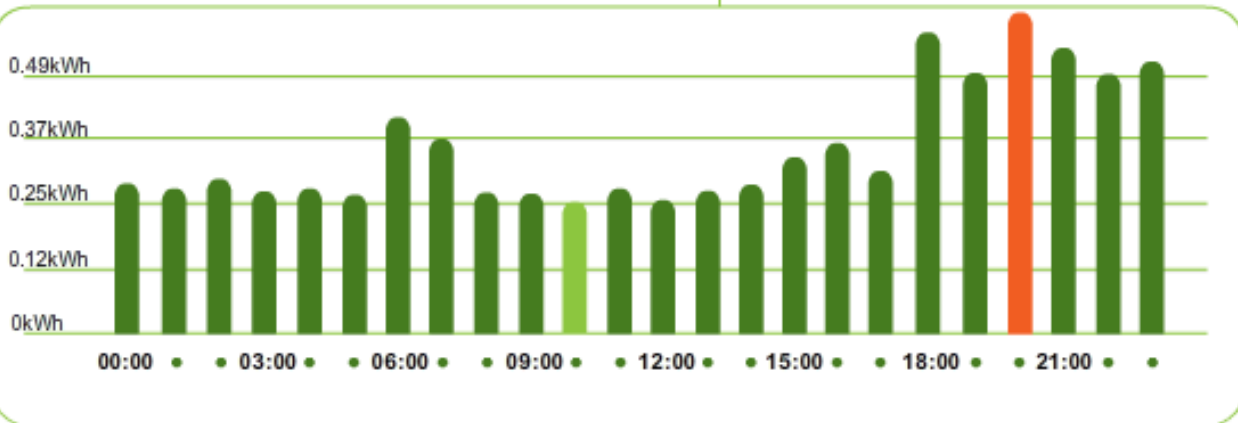
## Your name

Elink User Since	01/12/2014		
Period	16/11/2014 ~ 22/11/2014		
Average daily			
kWh	7.46		
Cost	3.30	Estimated Cost of the Year:	1204.50
CO <sub>2</sub> (kg)	7.46	Max power:	3.23kW at 18:19

## Consumption on 21/11/2014

kWh	8.16
Cost	3.76
CO <sub>2</sub> (kg)	8.16

## Electricity(kWh):



## Stickies

# eLink Daily Energy Report

01/12/2014



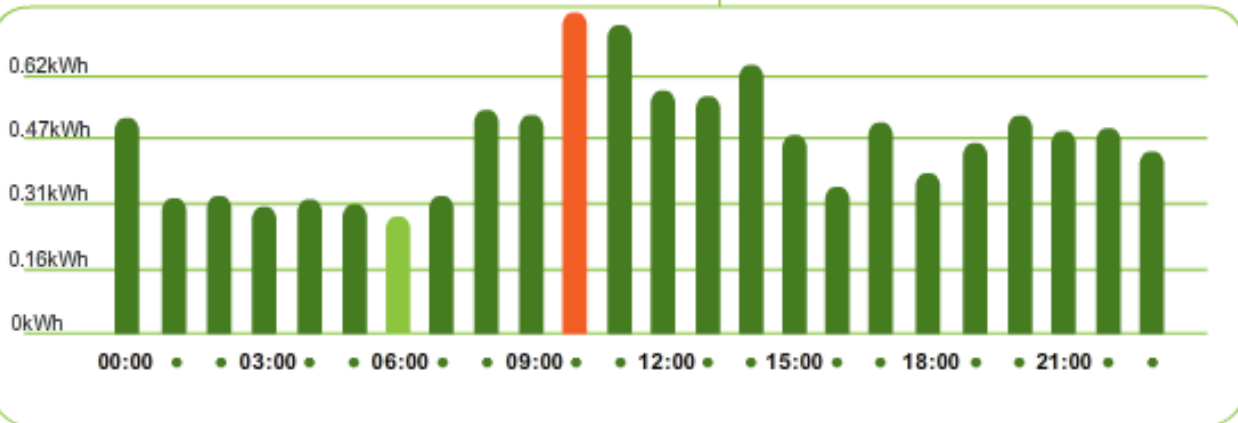
## Your name

Elink User Since	01/12/2014		
Period	16/11/2014 ~ 22/11/2014		
Average daily			
kWh	7.46		
Cost	3.30	Estimated Cost of the Year:	1204.50
CO <sub>2</sub> (kg)	7.46	Max power:	4.29kW at 10:53

## Consumption on 22/11/2014

kWh	10.78
Cost	3.22
CO <sub>2</sub> (kg)	10.78

## Electricity(kWh):



## Stickies